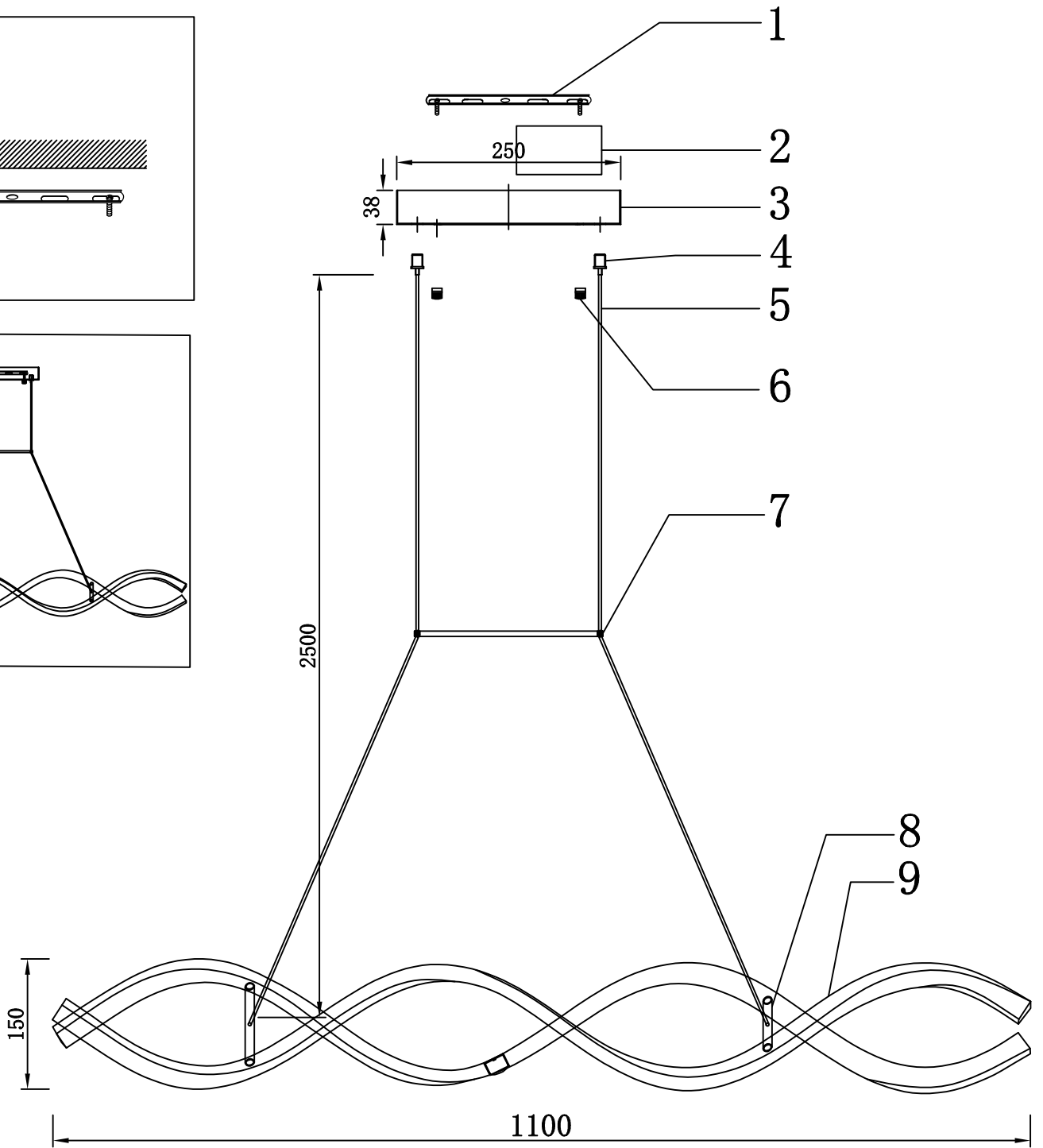
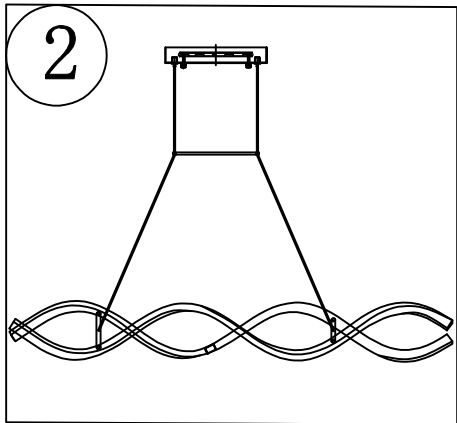
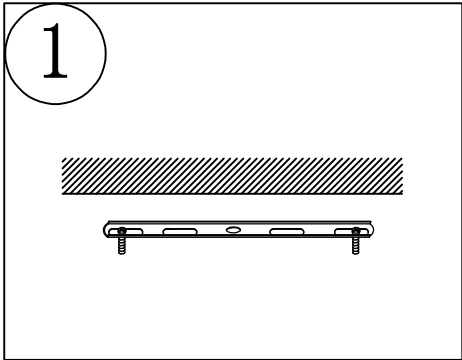


15108/S



- 1#: 190 straight hanging board 1PCS
- 2#: Constant voltage drive 30W 1PCS
- 3#: $\phi 250 \times 60 \times 38$ ceiling box 1PCS
- 4#: $\phi 14 \times H25\text{mm}$ steel wire fittings 2PCS
- 5#: Two core wire 2.5 meters 2PCS
- 6#: M6 flower branch 2PCS
- 7#: $6 \times 6 \times 210 \times 30$ solid rectangular box 1PCS
- 8#: $\phi 10 \times 100$ straight pipe 2PCS
- 9#: $1100 \times 140 \times 1.2$ wave bar 2PCS